

| | |
|---|--|
| STATE OF IOWA 2023 FINANCIAL REPORT FISCAL YEAR ENDED JUNE 30, 2023 CITY OF SLOAN, IOWA DUE: December 1, 2023 | 16209701300000 CITY CLERK/TREASURER OF SLOAN PO BOX 1 SLOAN IA 51055-0001 POPULATION: 1042 |
|---|--|

NOTE - The information supplied in this report will be shared by the Iowa State Auditor's Office, the U.S. Census Bureau, various public interest groups, and State and federal agencies.

ALL FUNDS

| | Governmental (a) | Proprietary (b) | Total Actual (c) | Budget (d) |
|---|------------------|-----------------|------------------|------------|
| Revenues and Other Financing Sources | | | | |
| Taxes Levied on Property | 417,758 | | 417,758 | 420,852 |
| Less: Uncollected Property Taxes-Levy Year | 0 | | 0 | 0 |
| Net Current Property Taxes | 417,758 | | 417,758 | 420,852 |
| Delinquent Property Taxes | 0 | | 0 | 0 |
| TIF Revenues | 0 | | 0 | 0 |
| Other City Taxes | 188,673 | 0 | 188,673 | 186,699 |
| Licenses and Permits | 2,101 | 0 | 2,101 | 5,265 |
| Use of Money and Property | 11,380 | 1,551 | 12,931 | 13,096 |
| Intergovernmental | 248,387 | 0 | 248,387 | 286,510 |
| Charges for Fees and Service | 116,570 | 474,831 | 591,401 | 598,915 |
| Special Assessments | 0 | 0 | 0 | 0 |
| Miscellaneous | 97,175 | 0 | 97,175 | 62,430 |
| Other Financing Sources | 0 | 0 | 0 | 0 |
| Transfers In | 136,834 | 222,136 | 358,970 | 214,349 |
| Total Revenues and Other Sources | 1,218,878 | 698,518 | 1,917,396 | 1,788,116 |
| Expenditures and Other Financing Uses | | | | |
| Public Safety | 105,183 | | 105,183 | 106,800 |
| Public Works | 291,065 | | 291,065 | 349,495 |
| Health and Social Services | 0 | | 0 | 0 |
| Culture and Recreation | 195,552 | | 195,552 | 221,763 |
| Community and Economic Development | 6,828 | | 6,828 | 13,717 |
| General Government | 156,216 | | 156,216 | 161,884 |
| Debt Service | 91,826 | | 91,826 | 128,812 |
| Capital Projects | 41,398 | | 41,398 | 50,000 |
| Total Governmental Activities Expenditures | 888,068 | 0 | 888,068 | 1,032,471 |
| BUSINESS TYPE ACTIVITIES | | 406,361 | 406,361 | 493,968 |
| Total All Expenditures | 888,068 | 406,361 | 1,294,429 | 1,526,439 |
| Other Financing Uses | 0 | 0 | 0 | |
| Transfers Out | 215,288 | 143,682 | 358,970 | 214,349 |
| Total All Expenditures/and Other Financing Uses | 1,103,356 | 550,043 | 1,653,399 | 1,740,788 |
| Excess Revenues and Other Sources Over (Under) Expenditures/and Other Financing Uses | 115,522 | 148,475 | 263,997 | 47,328 |
| Beginning Fund Balance July 1, 2022 | 1,104,085 | 542,345 | 1,646,430 | 1,646,430 |
| Ending Fund Balance June 30, 2023 | 1,219,607 | 690,820 | 1,910,427 | 1,693,758 |




NOTE - These balances do not include the following, which were not budgeted and are not available for city operations:

| | |
|-------------------------------------|---------------------|
| Non-budgeted Internal Service Funds | Pension Trust Funds |
| Private Purpose Trust Funds | Agency Funds |

| Indebtedness at June 30, 2023 | | Indebtedness at June 30, 2023 | |
|-------------------------------|---------|-------------------------------|-----------|
| Amount | | Amount | |
| General Obligation Debt | 297,907 | Other Long-Term Debt | 0 |
| Revenue Debt | 674,000 | Short-Term Debt | 0 |
| TIF Revenue Debt | 0 | | |
| | | General Obligation Debt Limit | 3,630,558 |

CERTIFICATION

The forgoing report is correct to the best of my knowledge and belief

| | |
|---|---------------------------------|
|  | Publication 8/19/2023 |
| Signature of Preparer | |
| Printed name of Preparer Dixie D Iverson | Phone Number 712-428-3348 |
|   | Date Signed 8/17/2023 |
| Signature of Mayor or other City official (Name and Title) | |